



**DC COMPONENTS CO., LTD.**

RECTIFIER SPECIALISTS

1N4728A

THRU

1N4754A

**TECHNICAL SPECIFICATIONS OF GLASS SILICON ZENER DIODES**

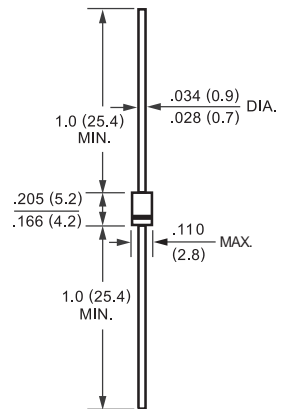
**FEATURES**

- \* Voltage Range: 3.3V to 39V
- \* Double slug type construction

**MECHANICAL DATA**

- \* Case: Glass sealed case
- \* Lead: MIL-STD-202E, Method 208 guaranteed
- \* Polarity: Color band denotes cathode end
- \* Mounting position: Any
- \* Weight: 0.35 gram

DO-41(G)



Dimensions in millimeters

**MAXIMUM RATINGS AND ELECTRICAL CHARACTERISTICS**

Ratings at 25 °C ambient temperature unless otherwise specified.  
 Single phase, half wave, 60 Hz, resistive or inductive load.  
 For capacitive load, derate current by 20%.

	SYMBOL	VALUE	UNITS
Zener Current see Table "Characterisitics"			
Power Dissipation at Tamb=25°C	P <sub>tot</sub>	1 <sup>(1)</sup>	W
Junction Temperature	T <sub>j</sub>	175	°C
Storage Temperature Range	T <sub>stg</sub>	-55 to + 200	°C
Thermal Resistance	R <sub>thA</sub>	-	K/mW
Junction to Ambient Air		-	Typ.
		170 <sup>(1)</sup>	Min.
			Max.
Forward Voltage	V <sub>F</sub>	-	Volts
at I <sub>F</sub> =200mA		-	Typ.
		1.2	Min.
			Max.

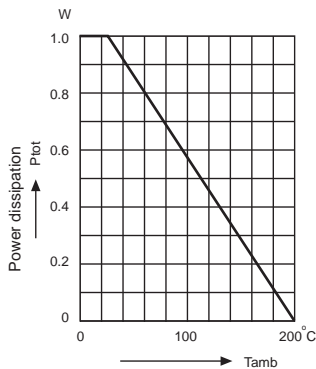
1)Valid Provided that leads are kept at ambient temperature at a distance of 10 mm from case.

NOTE: Suffix "A" indicates Zener Voltage Tolerance ± 5%

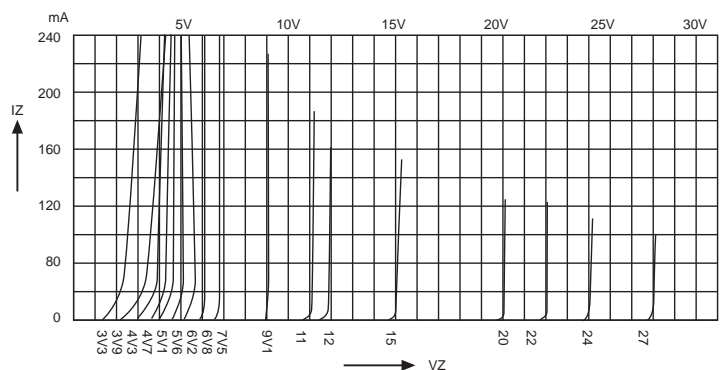
RATING AND CHARACTERISTIC CURVES (1N4728A THRU 1N4754A)

TYPE	Nominal Zener Voltage VZ@IZT	Test Current IZT	Maximum Zener Impedance		IZK	Maximum Reverse Leakage Current		Max. Surge Current IR	Maximum Regulator Current IZM
			ZZT@IZT	ZZT@IZK		IR	@VR		
			Ohms	Ohms		uA	Volts		
1N4728A	3.3	76	10	400	1.0	100	1.0	1380	276
1N4729A	3.6	69	10	400	1.0	100	1.0	1260	252
1N4730A	3.9	64	9.0	400	1.0	50	1.0	1170	234
1N4731A	4.3	58	9.0	400	1.0	10	1.0	1085	217
1N4732A	4.7	53	8.0	500	1.0	10	1.0	965	193
1N4733A	5.1	49	7.0	550	1.0	10	1.0	890	178
1N4734A	5.6	45	5.0	600	1.0	10	2.0	810	162
1N4735A	6.2	41	2.0	700	1.0	10	3.0	730	146
1N4736A	6.8	37	3.5	700	1.0	10	4.0	660	133
1N4737A	7.5	34	4.0	700	0.5	10	5.0	605	121
1N4738A	8.2	31	4.5	700	0.5	10	6.0	550	110
1N4739A	9.1	28	5.0	700	0.5	10	7.0	500	100
1N4740A	10	25	7.0	700	0.25	10	7.6	454	91
1N4741A	11	23	8.0	700	0.25	5.0	8.4	414	83
1N4742A	12	21	9.0	700	0.25	5.0	9.1	380	76
1N4743A	13	19	10	700	0.25	5.0	9.9	344	69
1N4744A	15	17	14	700	0.25	5.0	11.4	304	61
1N4745A	16	15.5	16	700	0.25	5.0	12.2	285	57
1N4746A	18	14	20	750	0.25	5.0	13.7	250	50
1N4747A	20	12.5	22	750	0.25	5.0	15.2	225	45
1N4748A	22	11.5	23	750	0.25	5.0	16.7	205	41
1N4749A	24	10.5	25	750	0.25	5.0	18.2	190	38
1N4750A	27	9.5	35	750	0.25	5.0	20.6	170	34
1N4751A	30	8.5	40	1000	0.25	5.0	22.8	150	30
1N4752A	33	7.5	45	1000	0.25	5.0	25.1	135	27
1N4753A	36	7.0	50	1000	0.25	5.0	27.4	125	25
1N4754A	39	6.5	60	1000	0.25	5.0	29.7	115	23

Admissible power dissipation versus ambient temperature  
Valid provided that leads are kept at ambient temperature at a distance of 10mm from case



Breakdown characteristics 1N47-SERIES



DC COMPONENTS CO., LTD.