



Micro Commercial Components

Micro Commercial Components
 20736 Marilla Street Chatsworth
 CA 91311
 Phone: (818) 701-4933
 Fax: (818) 701-4939

MBRB2020CT THRU MBRB20100CT

Features

- Guard ring for transient protection
- Low Forward Voltage Drop
- High Current Capability, High Efficiency
- Case Material: Molded Plastic. UL Flammability Classification Rating 94V-0
- Marking : type number

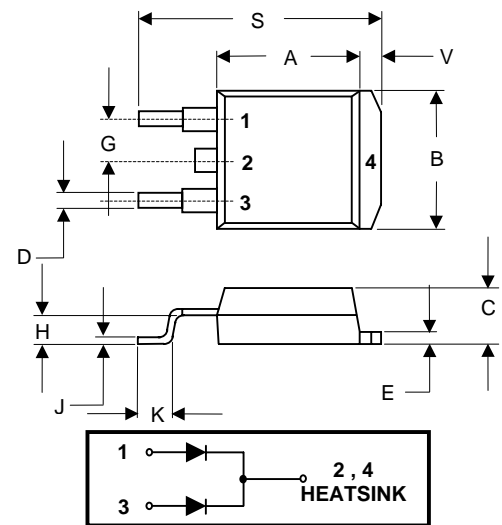
Maximum Ratings

- Operating Temperature: -55°C to +150°C
- Storage Temperature: -55°C to +150°C

MCC Catalog Number	Maximum Recurrent Peak Reverse Voltage	Maximum RMS Voltage	Maximum DC Blocking Voltage
MBRB2020CT	20V	14V	20V
MBRB2030CT	30V	21V	30V
MBRB2035CT	35V	24.5V	35V
MBRB2040CT	40V	28V	40V
MBRB2045CT	45V	31.5V	45V
MBRB2060CT	60V	42V	60V
MBRB2080CT	80V	56V	80V
MBRB20100CT	100V	70V	100V

20 Amp Schottky Barrier Rectifier 20 to 100 Volts

D²-PACK

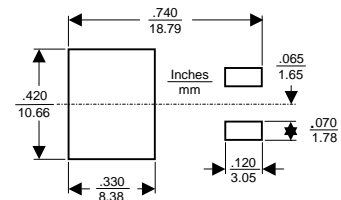


Electrical Characteristics @ 25°C Unless Otherwise Specified

Average Forward Current	$I_{F(AV)}$	20 A	$T_A = 125^\circ\text{C}$
Peak Forward Surge Current	I_{FSM}	150A	8.3ms, half sine
Maximum Instantaneous Forward Voltage 2020CT-2045CT 2060CT 2080CT-20100CT	V_F	.84V .80V .85V	$I_{FM} = 20\text{A};$ $I_{FM} = 10\text{A}$ $T_A = 25^\circ\text{C}$
Maximum DC Reverse Current At Rated DC Blocking Voltage 2020CT-2045CT 2060CT-20100CT	I_R	0.1mA 0.15mA	$T_A = 25^\circ\text{C}$

DIM	DIMENSIONS				NOTE
	INCHES		MM		
A	.320	.359	8.13	9.14	
B	.380	.411	9.65	10.45	
C	.160	.190	4.06	4.83	
D	.020	.035	0.51	0.89	
E	.045	.055	1.14	1.40	
G	.095	.105	2.41	2.67	
H	.096	.120	2.43	3.03	
J	.014	.021	0.35	0.53	
K	.090	.110	2.29	2.79	
S	.575	.625	14.60	15.80	
V	.045	.055	1.14	1.40	

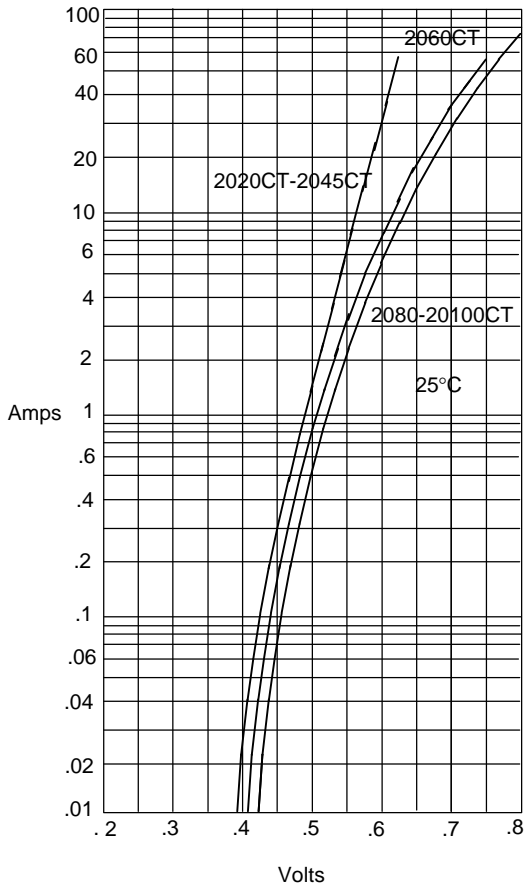
SUGGESTED SOLDER PAD LAYOUT



*Pulse Test: Pulse Width 300µsec, Duty Cycle 1%

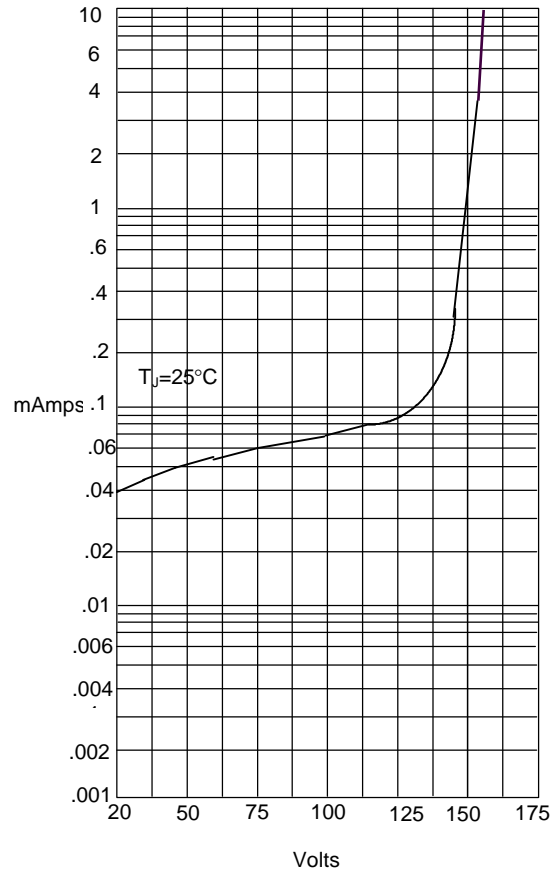
MBRB2020CT thru MBRB20100CT

Figure 1
Typical Forward Characteristics



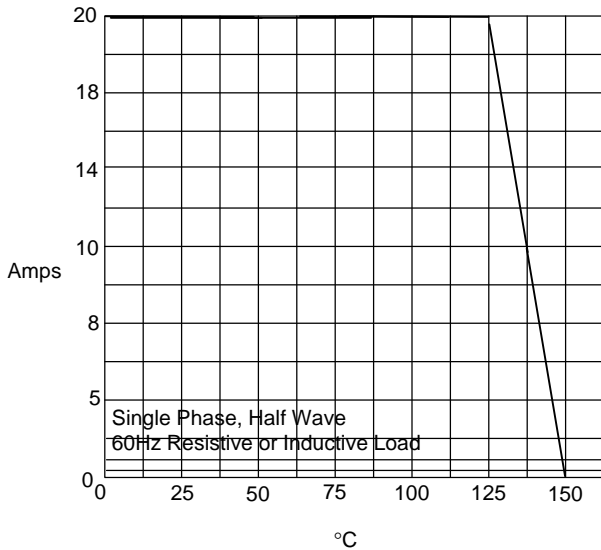
Instantaneous Forward Current - Amperes versus
Instantaneous Forward Voltage - Volts

Figure 2
Typical Reverse Characteristics



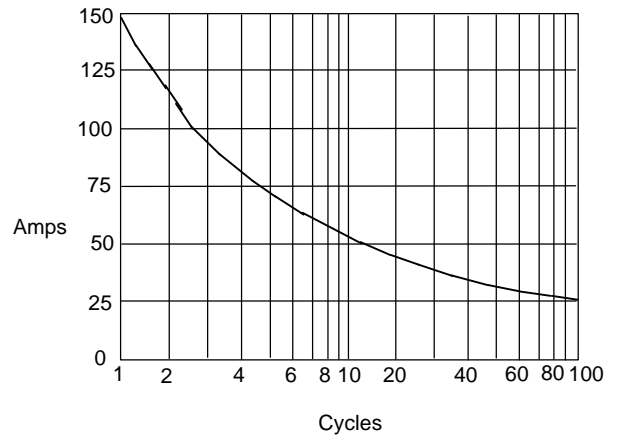
Instantaneous Reverse Leakage Current - MicroAmperes versus
Percent Of Rated Peak Reverse Voltage - Volts

Figure 3
Forward Derating Curve



Average Forward Rectified Current - Amperes versus
Ambient Temperature - °C

Figure 4
Peak Forward Surge Current



Peak Forward Surge Current - Amperes versus
Number Of Cycles At 60Hz - Cycles



Micro Commercial Components

*****IMPORTANT NOTICE*****

Micro Commercial Components Corp. reserves the right to make changes without further notice to any product herein to make corrections, modifications, enhancements, improvements, or other changes. *Micro Commercial Components Corp.* does not assume any liability arising out of the application or use of any product described herein; neither does it convey any license under its patent rights, nor the rights of others. The user of products in such applications shall assume all risks of such use and will agree to hold *Micro Commercial Components Corp.* and all the companies whose products are represented on our website, harmless against all damages.

*****APPLICATIONS DISCLAIMER*****

Products offer by *Micro Commercial Components Corp.* are not intended for use in Medical, Aerospace or Military Applications.