

Electronic Kitchen Scale

USER'S MANUAL

Thank you for choosing this electronic kitchen scale of our series products. To ensure proper operation and to maintain the lifespan and the utmost accuracy of the scale, please read this manual carefully

Key features

- High precision strain gauge sensors system ensures more accurate weighing results.
- Capacity: 1g/2kg, 1g/3kg, 1g/5kg, 2g/5kg
- Division: 1g/2g
- Tare function
- Auto power off
- Low battery and over load indication
- Free switch within two different units: g/oz
- Powered by 1 x 3V lithium cell and one free piece CR2032 lithium battery is packed in the box.

About Buttons

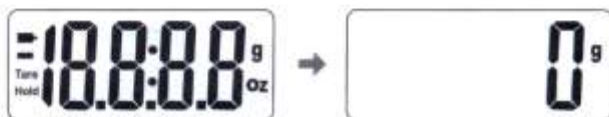


ON/TARE key: power on, power off and tare function
 UNIT key: Unit exchange (g/oz)

-1-

Operation

- Battery: AAA 1.5V
- Work voltage: 2x1.5V
- Place the scale steadily on hard and flat surface. Clean table is best.
- Press the "ON/TARE" button to switch on the scale and it will get ready for use when the LCD screen shows "0g" after "full display".




- Press the "UNIT" button and you can choose between the two units "g" and "oz".



- Put the container or other things you want to weigh on the platform of the scale and the weight will be showed on the screen.

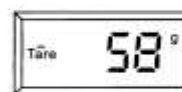
-2-



- Press the "ON/TARE" button to clear the weight of the things on the platform and the screen will show "Tare" and "0g". Then put the food into the container or add more things on the platform and the weight of the stuff you add will be displayed on the screen.



- Continue to use the "ON/TARE" button and you can get respective weight of more things through repeating tare conveniently. And when all the stuff get removed off the platform, the total weight will be showed on the screen.




- Press the "ON/TARE" button to switch off the scale when the screen shows "0g" if no more weighing is needed or it will auto off if no further using within seconds.

-3-

Caution

1. Please change a new battery when "Lo" appears on the screen which indicates that the battery is out of power.



1. "EEEE" showed on the screen indicates overload.



Attention

1. Please put the scale on hard and flat surface (clean flat table is best) and make sure it is steady before use.
2. The maximum capacity of the scale is 2kg, 3kg or 5kg, which is the weight before tare.
3. Please use soft tissue with alcohol or glass cleaner to clean the surface if it is dirty. No soap or other chemicals. Keep it away from water, corrosive liquid, heat and extreme coldness.
4. The scale is high precision measuring device. Never knock

-4-

it heavily or try to disassemble it and please handle it carefully to avoid dropping or breaking during moving.

5. The scale is for family use only and not suitable for professional use.
6. Please check the battery if the scale malfunctions. Change a new one if necessary. For other problems, please contact the local dealer or our company directly by phone or E-mails.



-5-